



Data Dashboard

Report to the Mount Vernon School District Board of Directors
January 19, 2022

Our Goal

100% of our students will graduate with the knowledge and skills necessary to be successful in postsecondary education, careers, and life.

Our Vision

To graduate inspired and critical thinkers who embrace diversity and are committed to the betterment of their own lives and the lives of others.

Our Mission

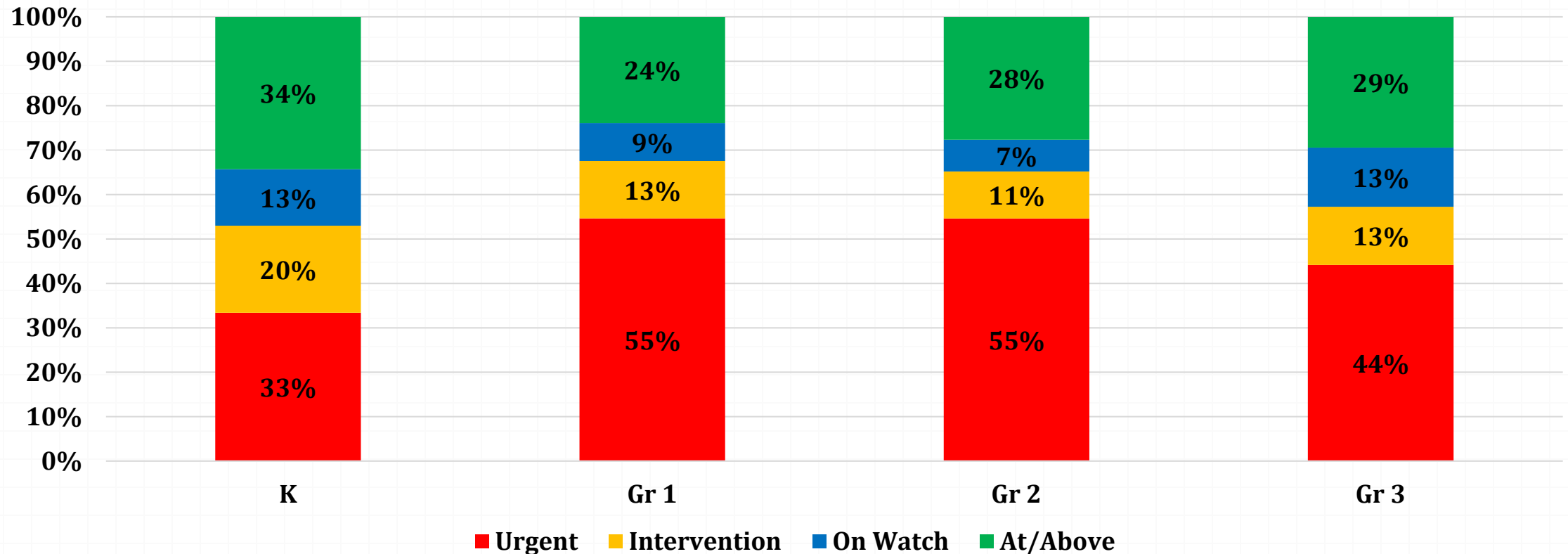
To expect, encourage, and facilitate the pursuit of excellence and lifelong learning in our students.

Key Strategies



Strategy 1—Early Learning

Star Early Literacy/Reading: Fall 2021 Proficiency Grades K-3



The number of students demonstrating proficiency in early literacy and numeracy skills OR reading and math in grades K, 1, 2, and 3 will increase by 10% from the fall benchmark to the spring benchmark.

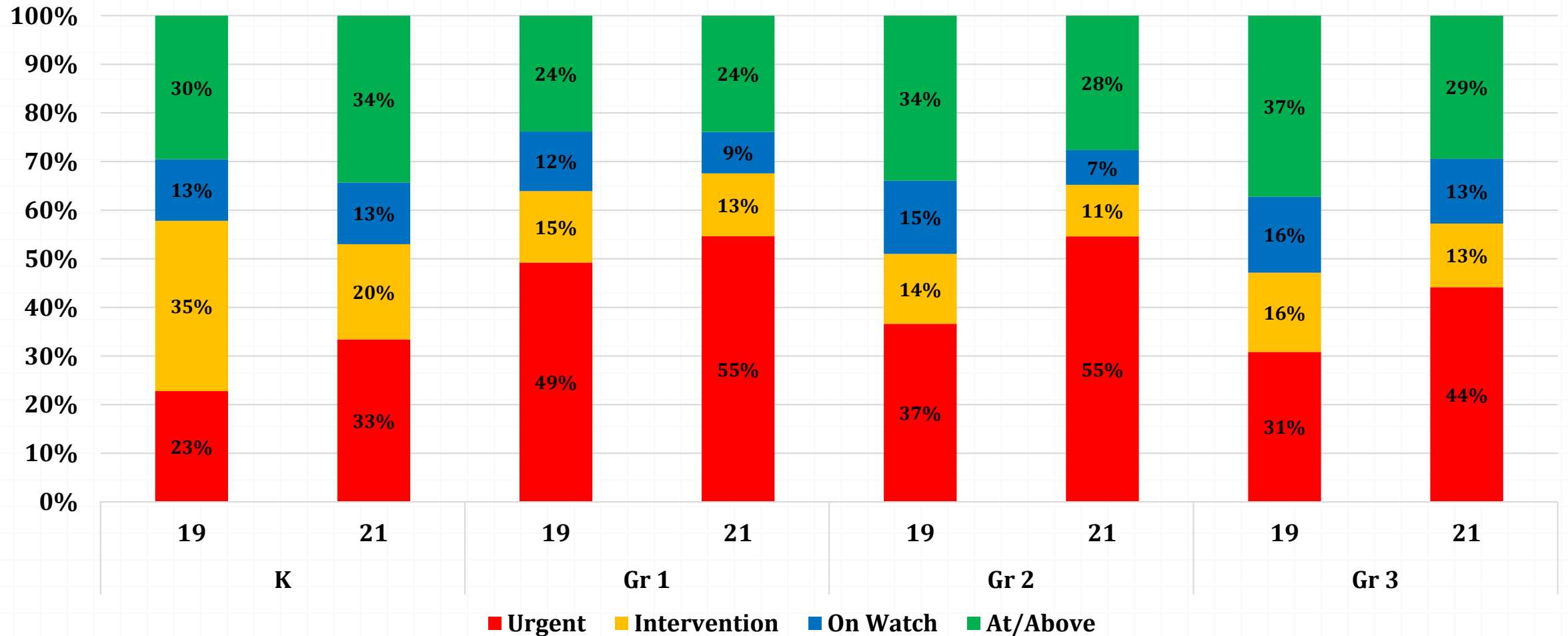
Strategy 1—Early Learning

2021-22 Priority Actions Highlight: Improving Proficiency in K-3 Literacy

- o Emphasize and implement a systemic, evidence based approach to elementary literacy instruction and assessment utilizing a Multi Tiered System of Supports for prevention and intervention (T1, T2, T3)
 - o K-5 Elementary Language Arts Pilot (T1)
 - o Implementation of Esperanza Spanish Language Program in K-1 classes at Madison Elementary (T1)
 - o Implementation of Puzzle Piece Phonics in K-2 classrooms across the district (T1)
 - o Professional development on evidence-based methods including *Language Essentials for Teachers of Reading and Spelling* (T1)
- o Implement a Transitional Kindergarten program for kindergarten students entering with no prior preschool experience at each elementary school site. (T2, T3)

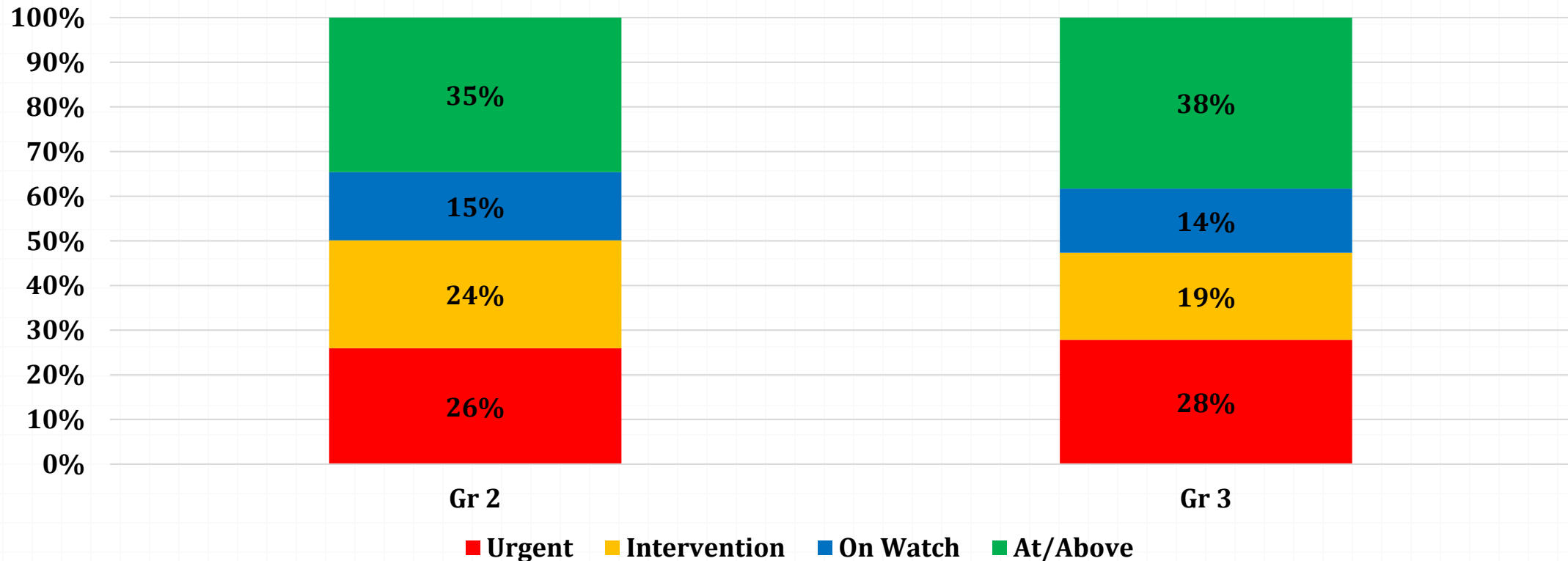
Strategy 1—Early Learning

Star Early Literacy/Reading: Fall 2019 & 2021 Proficiency Grades K-3



Strategy 1—Early Learning

Star Math: Fall 2021 Proficiency Grades 2-3



The number of students demonstrating proficiency in early literacy and numeracy skills OR reading and math in grades K, 1, 2, and 3 will increase by 10% from the fall benchmark to the spring benchmark.

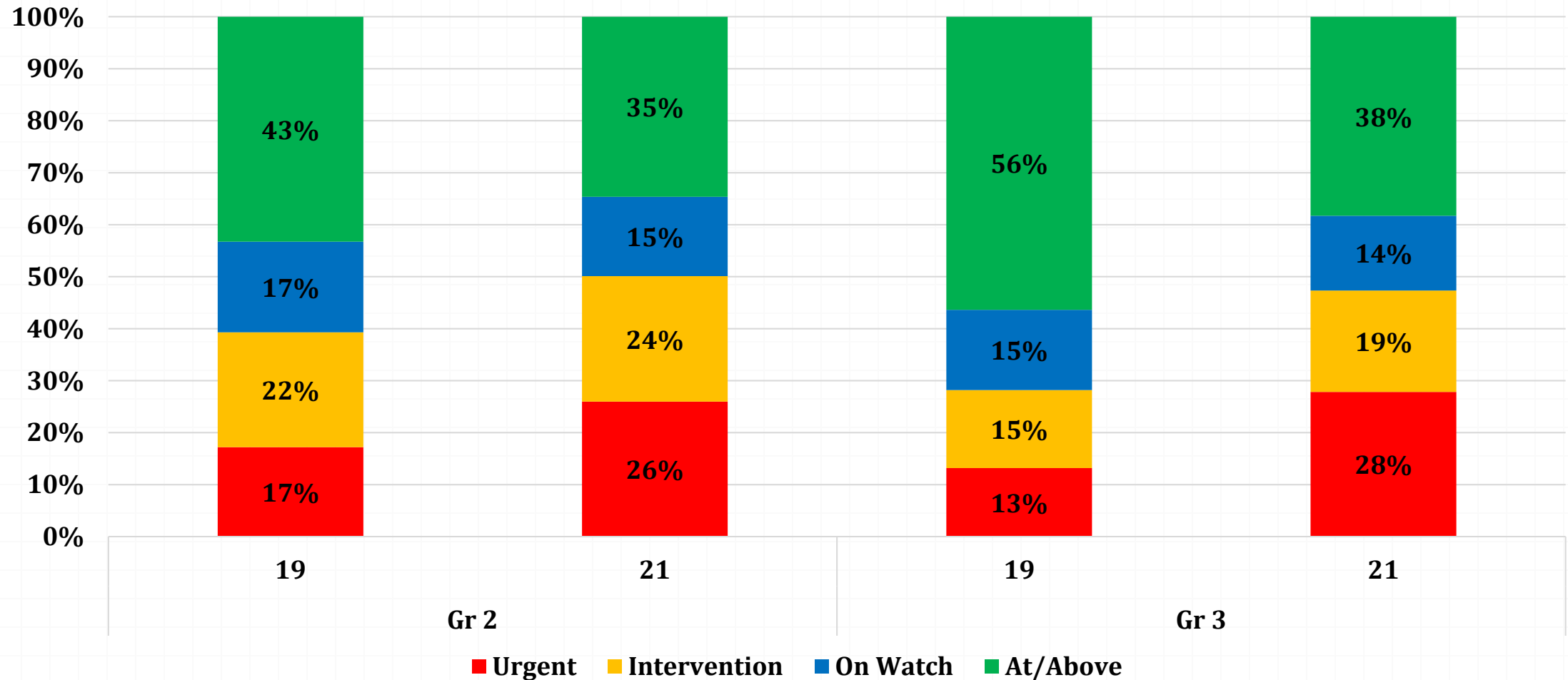
Strategy 1—Early Learning

2021-22 Priority Actions Highlight: Improving Proficiency in K-3 Math

- o Implement a Transitional Kindergarten program for kindergarten students entering with no prior preschool experience at each elementary school site. (T2, T3)

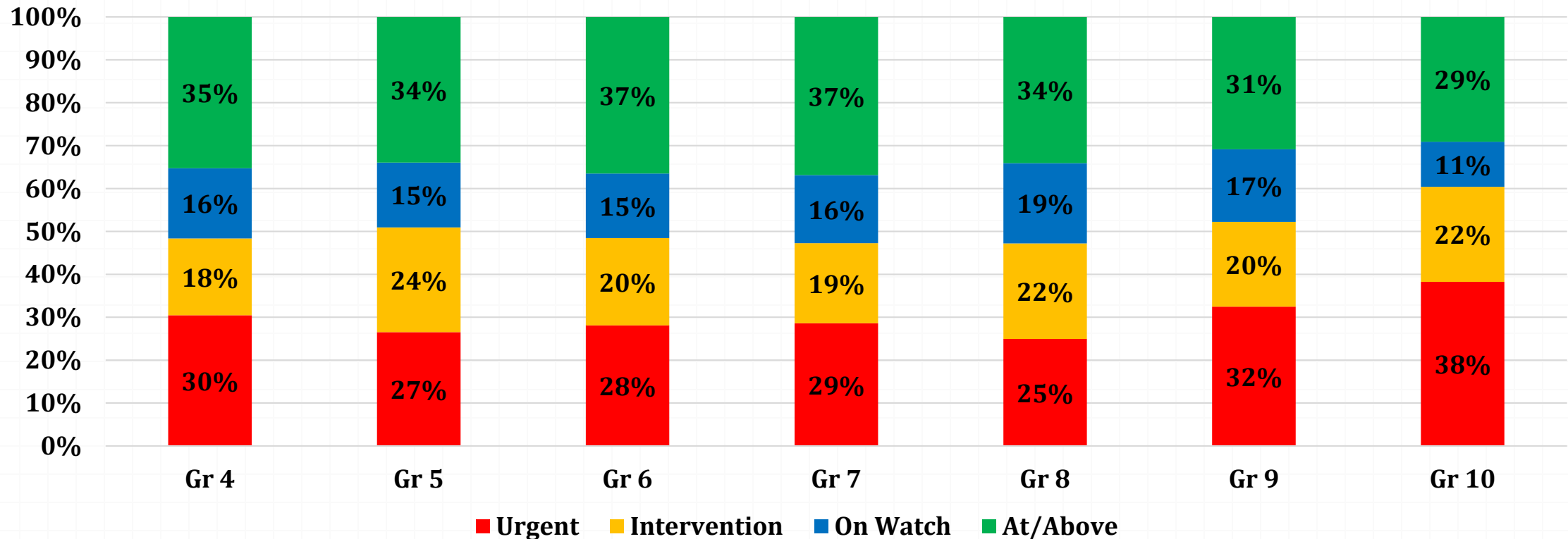
Strategy 1—Early Learning

Star Math: Fall 2019 & 2021 Proficiency Grades 2-3



Strategy 2—Powerful Teaching & Learning

Star Reading: Fall 2021 Proficiency Grades 4-10



The number of students demonstrating proficiency in reading and math in grades 4-10 will increase by 10% from the Fall benchmark to the Spring Star benchmark.

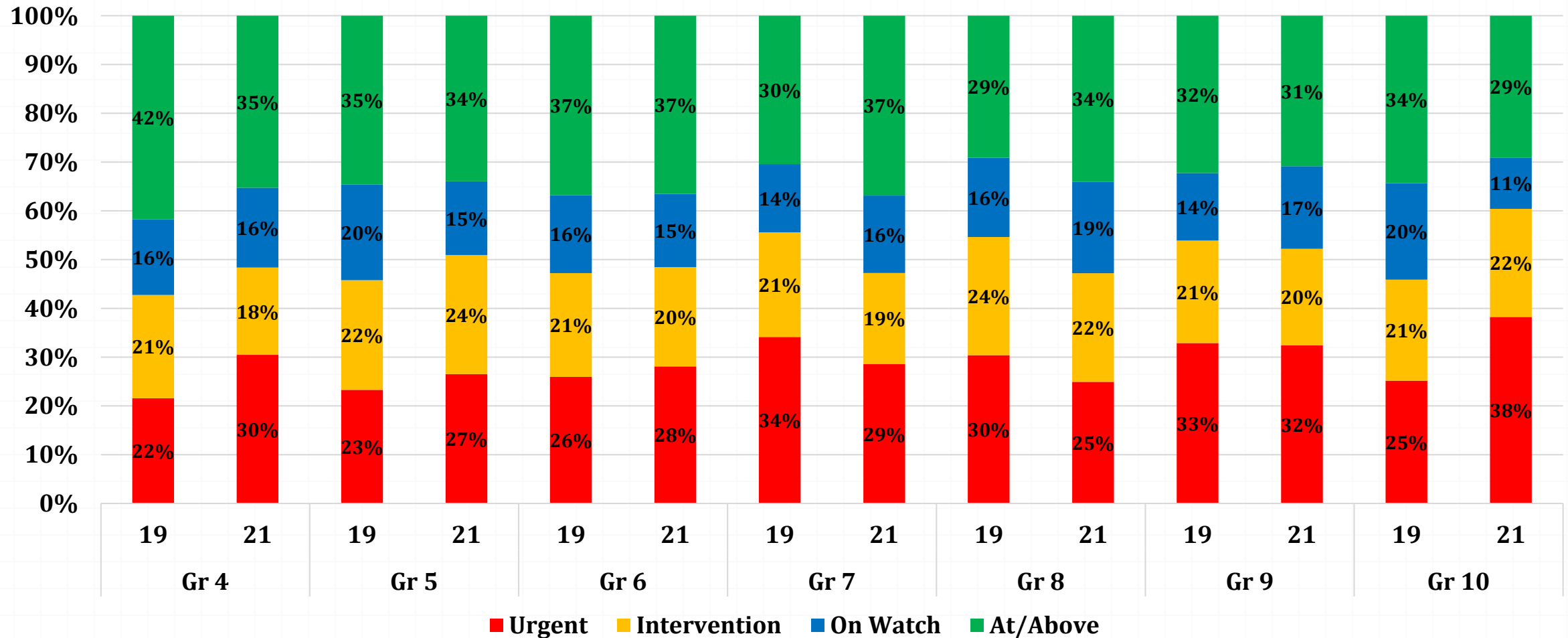
Strategy 2—Powerful Teaching & Learning

2021-22 Priority Actions Highlight: Improving Proficiency in 4-10 Literacy

- Support teachers to implement with fidelity research-based strategies that ensure access to grade level instruction for all students drawing on the Marzano Instructional Framework, Universal Design for Learning (UDL), AVID and GLAD instructional models. (T1)
- Refine and maintain a **curriculum renewal process** to identify high quality instructional materials relevant to students' ethnicities and cultures with support for learners with special needs.
 - K-12 Language Arts & Literacy Intervention (T1, T2, T3)
- Refine and maintain a **tiered system development process** ensuring universal access to Tier 1 with equitable access to Tier 2 and Tier 3 academic and behavioral supports as determined by teams.
 - Development and support of school based teams with the knowledge and skills to utilize culturally responsive problem-solving protocols, data based decision making, and an early warning system to take informed action in serving students who need academic and/or behavioral intervention. (T2, T3)

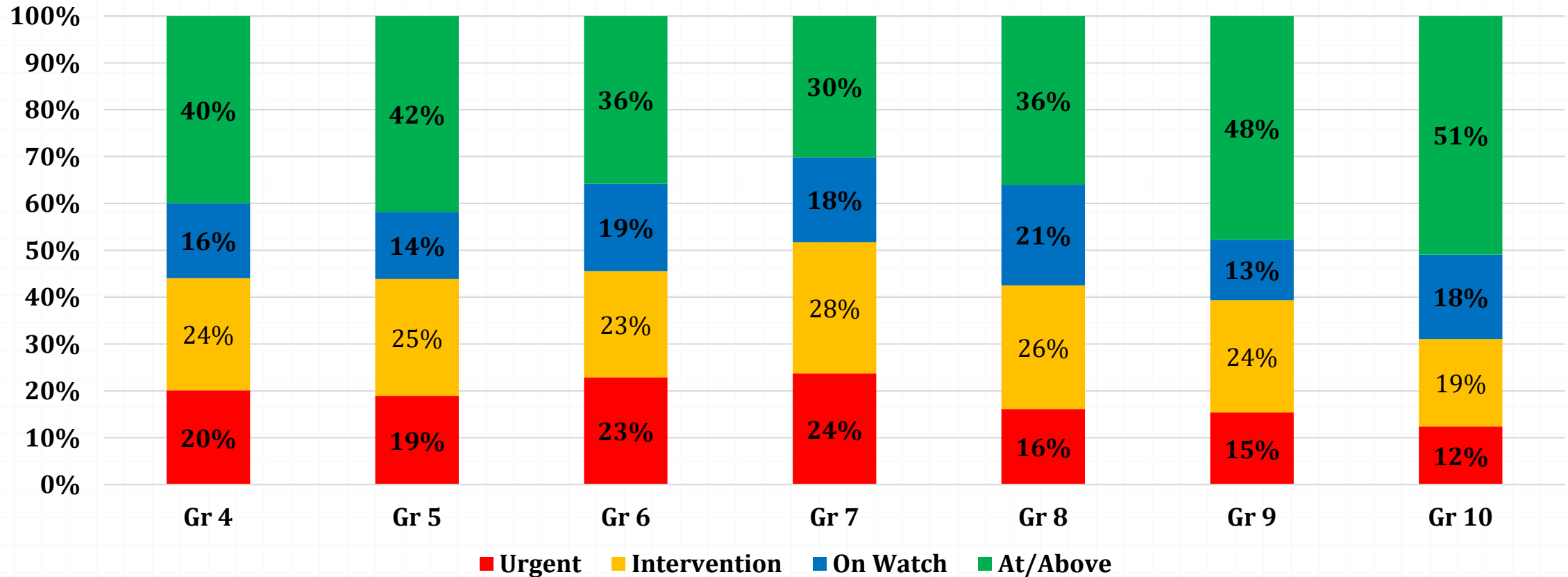
Strategy 2—Powerful Teaching & Learning

Star Reading: Fall 2019 & 2021 Proficiency Grades 4-10



Strategy 2—Powerful Teaching & Learning

Star Math: Fall 2021 Proficiency 4-10



The number of students demonstrating proficiency in reading and math in grades 4-10 will increase by 10% from the Fall benchmark to the Spring Star benchmark.

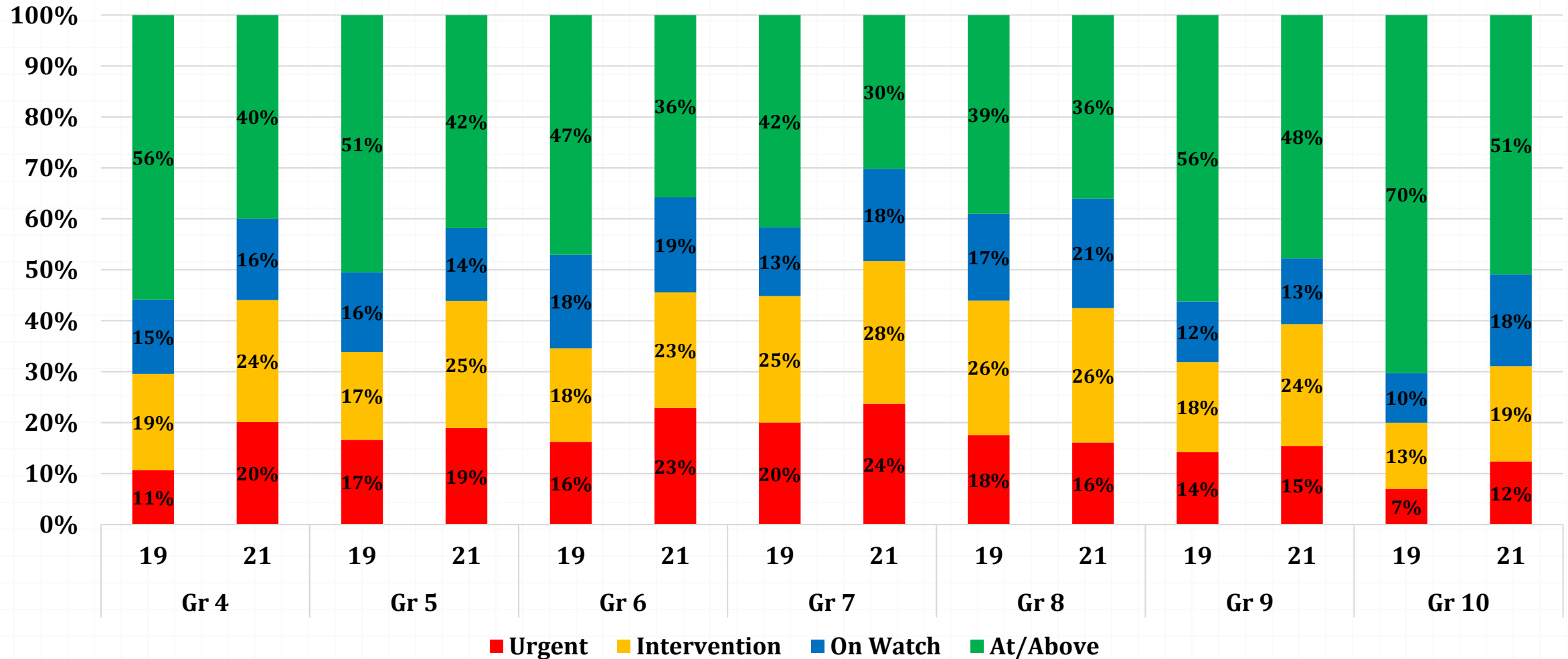
Strategy 2—Powerful Teaching & Learning

2021-22 Priority Actions Highlight: Improving Proficiency in 4-10 Math

- Support teachers to implement with fidelity research-based strategies that ensure access to grade level instruction for all students drawing on the Marzano Instructional Framework, Universal Design for Learning (UDL), AVID and GLAD instructional models. (T1)
- Refine and maintain a **curriculum renewal process** to identify high quality instructional materials relevant to students' ethnicities and cultures with support for learners with special needs.
 - 6-12 Math Detracking (T1)
- Refine and maintain a **tiered system development process** ensuring universal access to Tier 1 with equitable access to Tier 2 and Tier 3 academic and behavioral supports as determined by teams.
 - Development and support of school based teams with the knowledge and skills to utilize culturally responsive problem-solving protocols, data based decision making, and an early warning system to take informed action in serving students who need academic and/or behavioral intervention. (T2, T3)

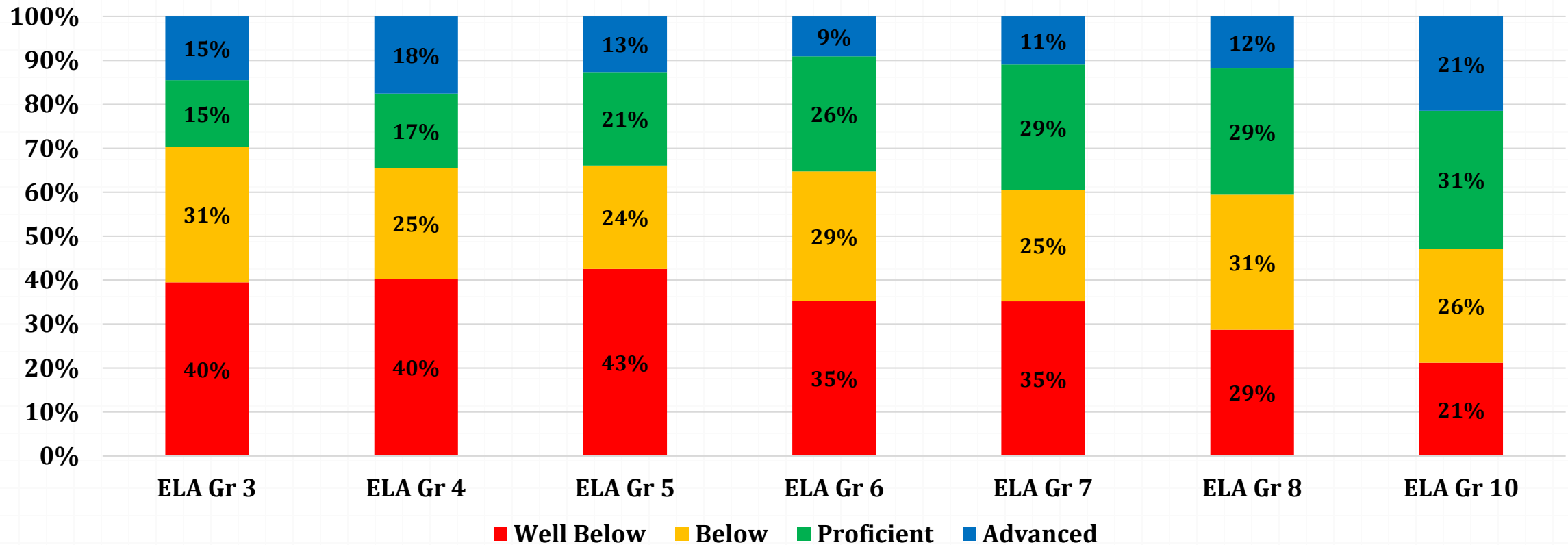
Strategy 2—Powerful Teaching & Learning

Star Math: Fall 2019 & 2021 Proficiency Grades 4-10



Strategy 2—Powerful Teaching & Learning

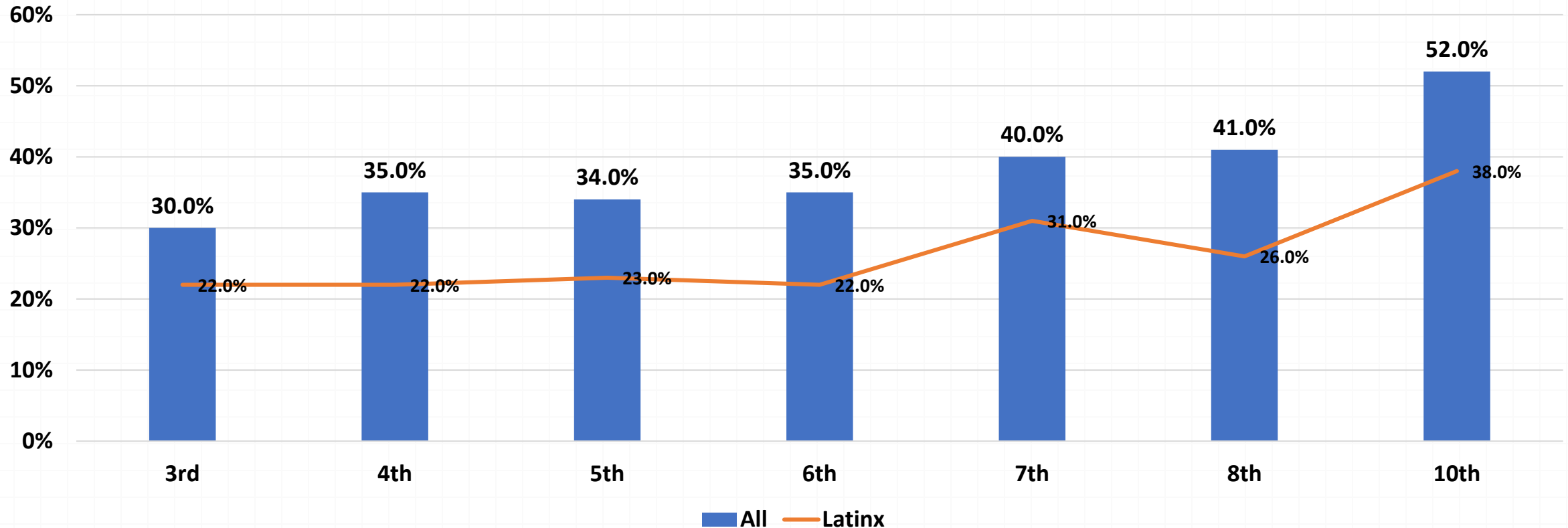
SBA ELA: 2021 Proficiency Grades 3-10



The number of students demonstrating proficiency on SBA ELA and SBA Math in grades 3-10 will increase by 3% for all students, while the rate for underrepresented groups will increase by 5%.

Strategy 2—Powerful Teaching & Learning

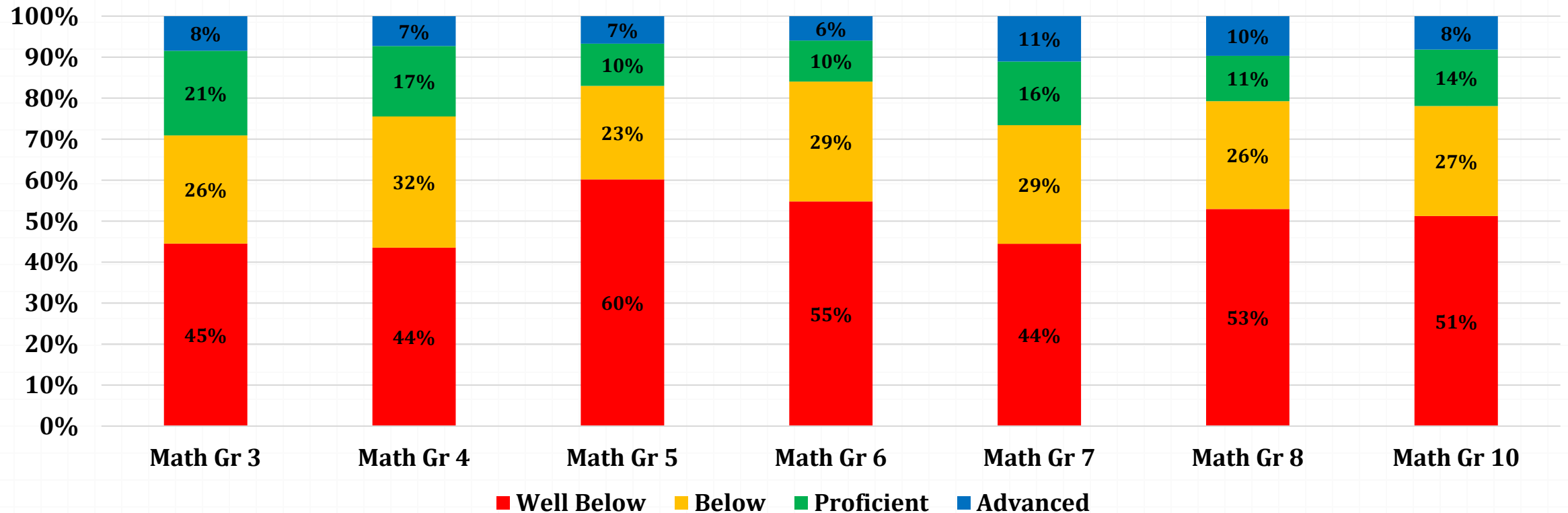
SBA ELA: 2021 Proficiency Grades 3-10



The number of students demonstrating proficiency on SBA ELA and SBA Math in grades 3-10 will increase by 3% for all students, while the rate for underrepresented groups will increase by 5%.

Strategy 2—Powerful Teaching & Learning

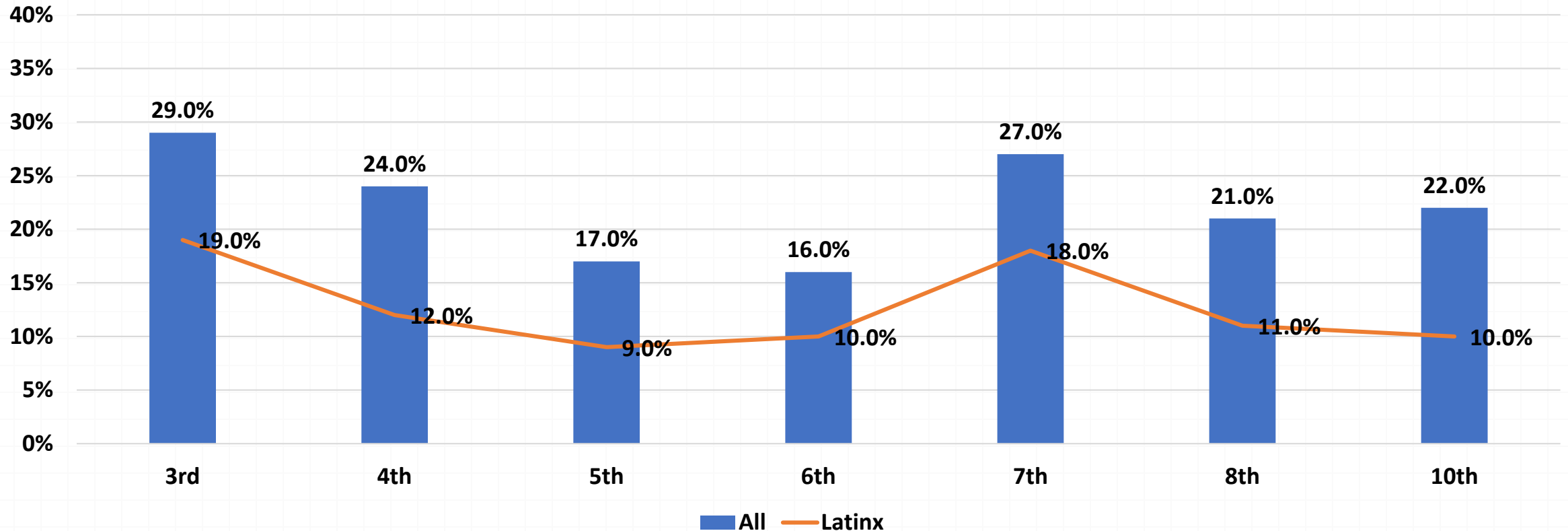
SBA Math: 2021 Proficiency Grades 3-10



The number of students demonstrating proficiency on SBA ELA and SBA Math in grades 3-10 will increase by 3% for all students, while the rate for underrepresented groups will increase by 5%.

Strategy 2—Powerful Teaching & Learning

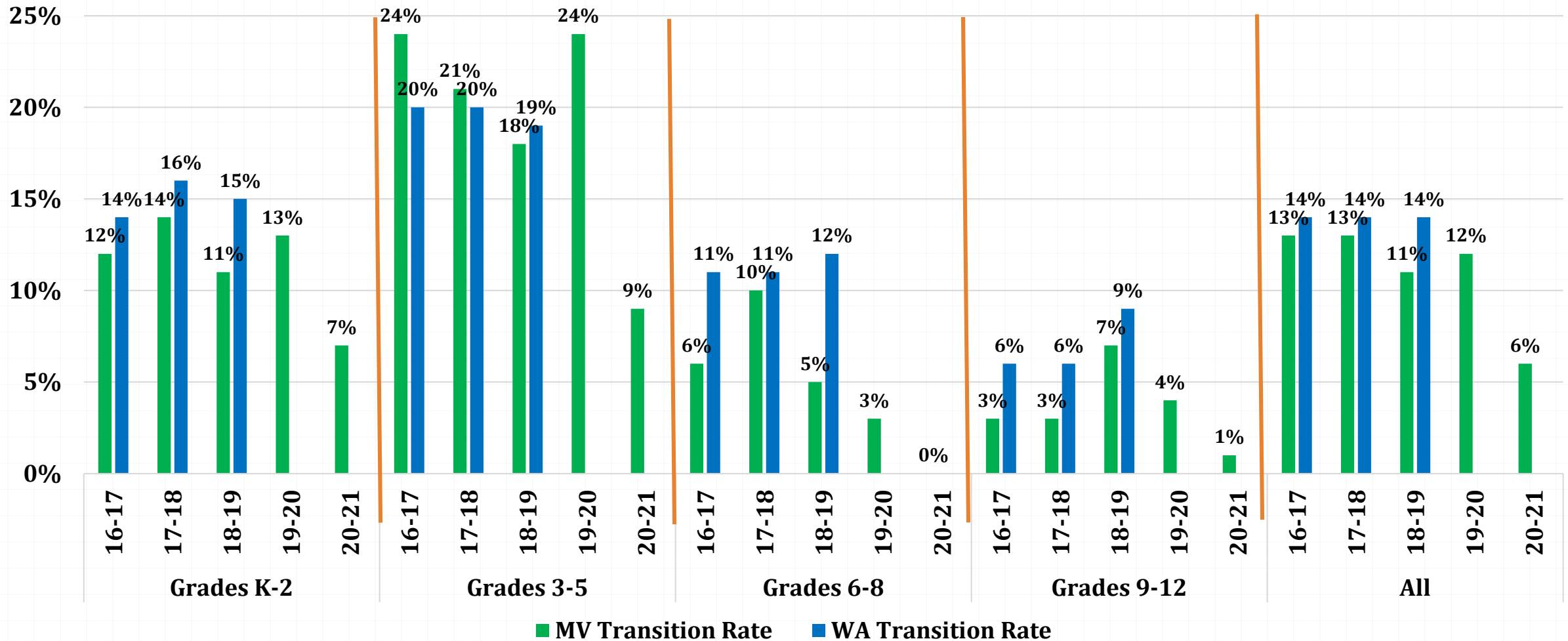
SBA Math: 2021 Proficiency Grades 3-10



The number of students demonstrating proficiency on SBA ELA and SBA Math in grades 3-10 will increase by 3% for all students, while the rate for underrepresented groups will increase by 5%.

Strategy 2—Powerful Teaching & Learning

ELPA21: Mount Vernon and Washington State Transition Rates



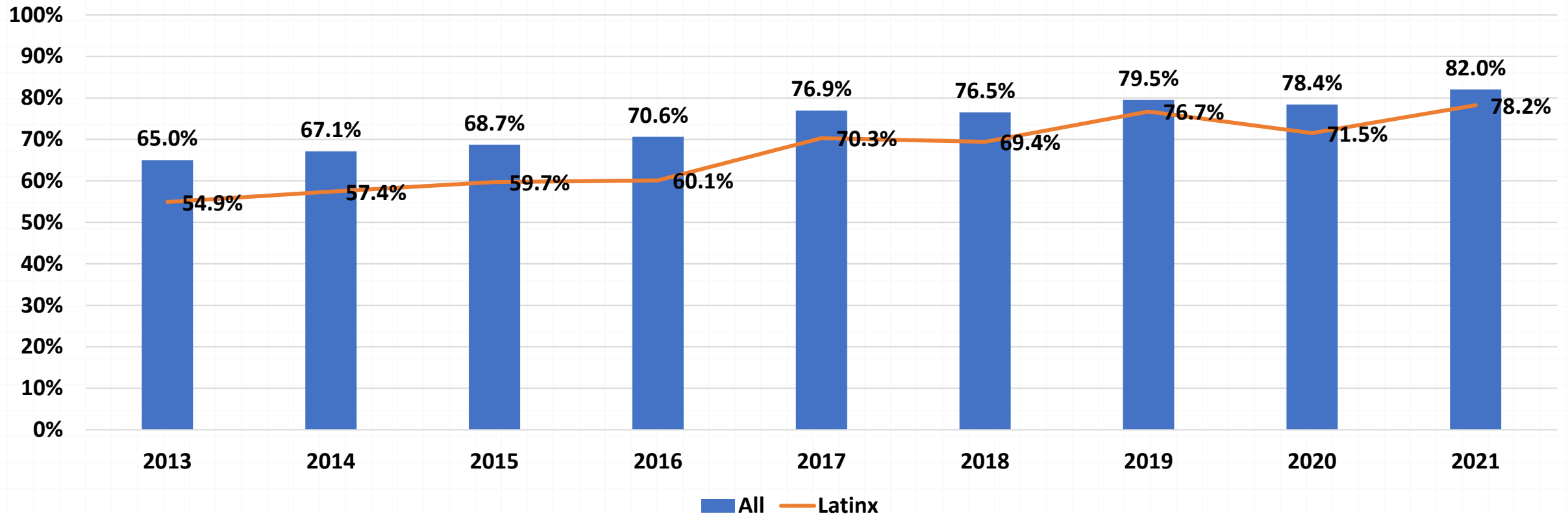
Strategy 3—Family & Community Engagement

Fall Conference Participation Rates

Level	2014	2015	2016	2017	2018	2019	2020	2021
Elementary School	94%	94%	95%	95%	94%	93%	—	95%
Middle School	56%	71%	78%	83%	84%	86%	—	69%
High School	38%	39%	—	35%	35%	30%	—	—

Strategy 4—Individual Determination and Creativity

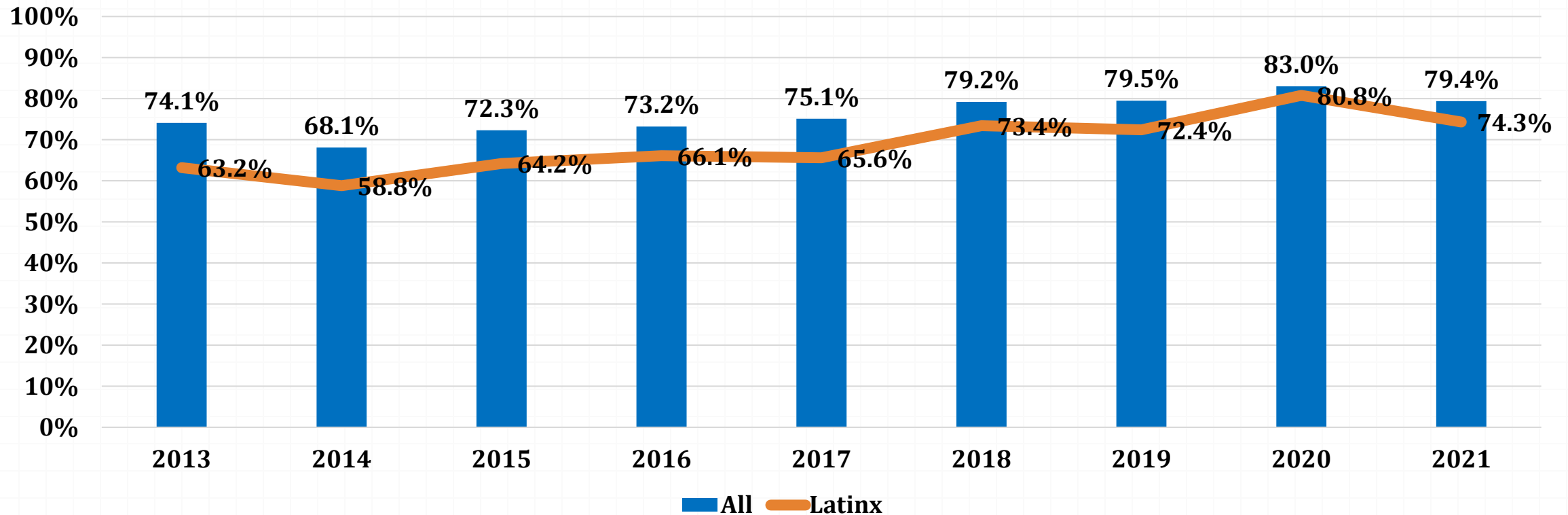
On Time Graduation Rate Mount Vernon School District



On time and extended graduation rate of students in Mount Vernon Schools will increase by 3% for all students, while the rate for underrepresented groups will increase by 5%.

Strategy 4—Individual Determination and Creativity

Extended Graduation Rate Mount Vernon School District



On time and extended graduation rate of students in Mount Vernon Schools will increase by 3% for all students, while the rate for underrepresented groups will increase by 5%.

Strategy 4—Individual Determination and Creativity

Graduation Rate Data

- o The **4 year graduation rate for all students** in MVSD went from 78.4% in 2020 to **82.0%** in 2021 which is an **increase of 4.6%** exceeding the goal of a 3% increase.
- o The **5 year graduation rate for all students** in MVSD went from 83.0% in 2020 to 79.4% in 2021 which is a **decrease of 4.3%** not meeting the goal of a 3% increase.
- o The **4 year graduation rate for Latinx students** at in MVSD went from 71.5% in 2020 to **78.2%** in 2021 which is an **increase of 9.4%** exceeding the goal of a 5% increase.
- o The **5 year graduation rate for Latinx students** in MVSD went from 80.8% in 2020 to **74.3%** in 2021 which is a **decrease of 8.0%** not meeting the goal of a 5% increase.